

# Bo Yaro

(last edited on 14 September 2021)

Bo Yaro is a Bobo balafon piece that helps the farmers in the field, by giving them a steady rhythm in which they can work. Farmers are called 'Danveillaro' in the Bobo language. Bo Yaro = the young Bobo man.

## Text Fatoumata:

*Ya i Bo Yaro, Mali djie-èra, Ya i Bo Yaro, Mali djie-èra  
ya ho marida a, o lo oji-a-o, to-a fè na*

(joho, the young Bobo, the ones from Mali;  
when harvest is good, the land is good!

## Text Kassim:

*ya i ya o, wa tOUNG ji ra, ya i ya o, wa tOUNG ji ra  
tia wouree ma wena mena, holo dji to-a, tou se sin*

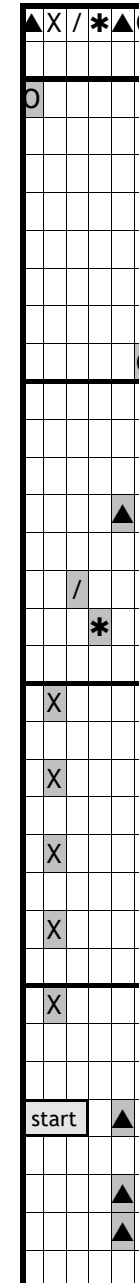
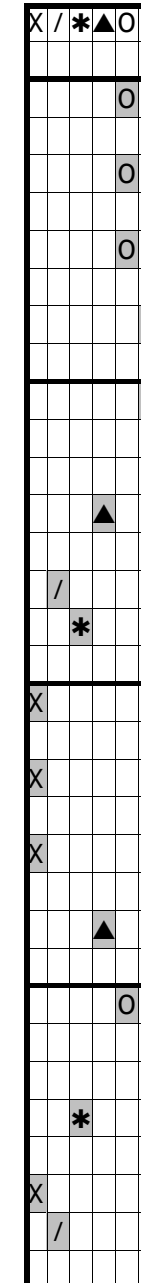
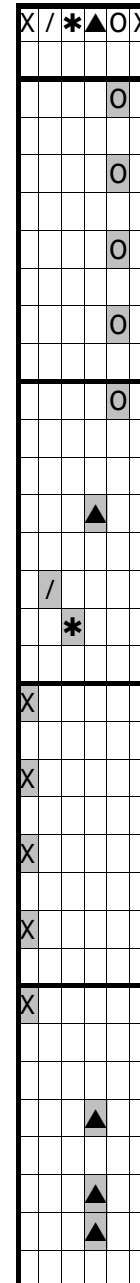
To learn patterns B there are practises shown on the road to play that pattern. Patterns D and E are my own analysis from some video footage where Youssouf and Kassim play together. I added a few solo phrase for the starting soloist.

Sources: Youssouf & Kassoum Keita, Konsankuy, Mali 2012  
(text 1<sup>st</sup> song Fatoumata Sanogo, 2<sup>nd</sup> Kassim Keita)

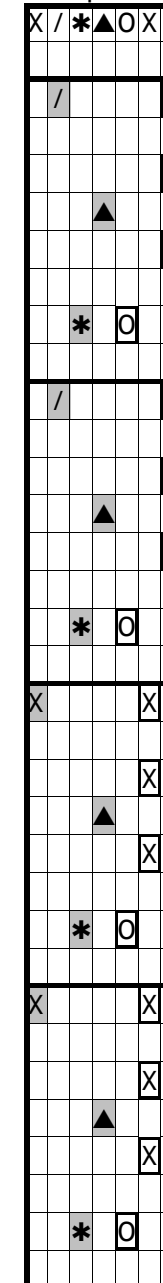
A possible accompaniment :

Bara		T	T		S		T	T		S		
Baradoundoun	B						S	S	t	T	S	S
Baradoundoun - alternative	B			S		B	B			S	S	

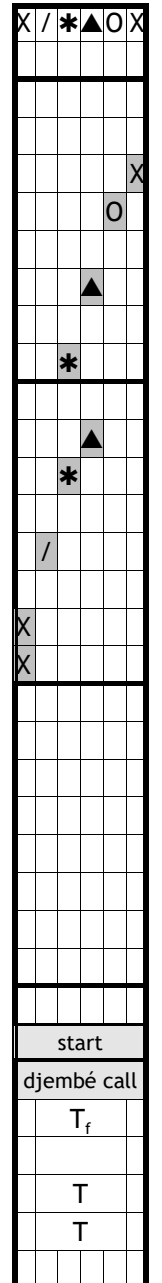
## Melody



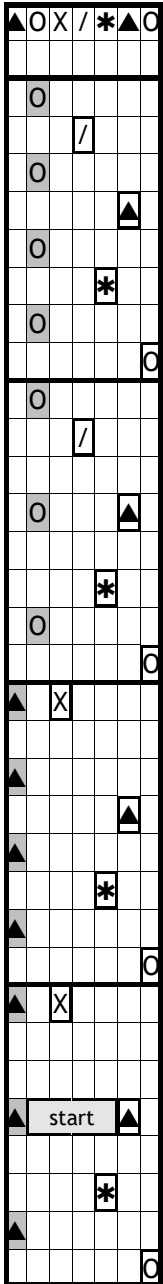
## Pattern A accompaniment



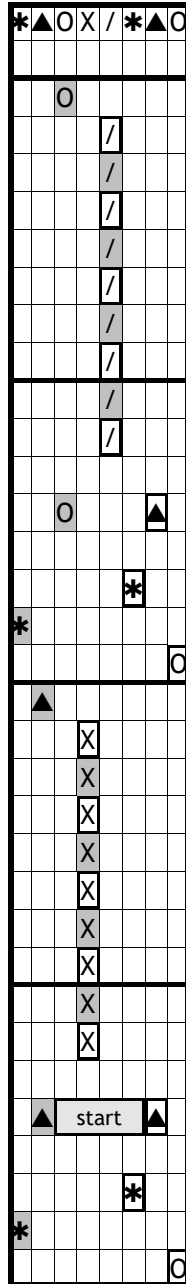
## Break



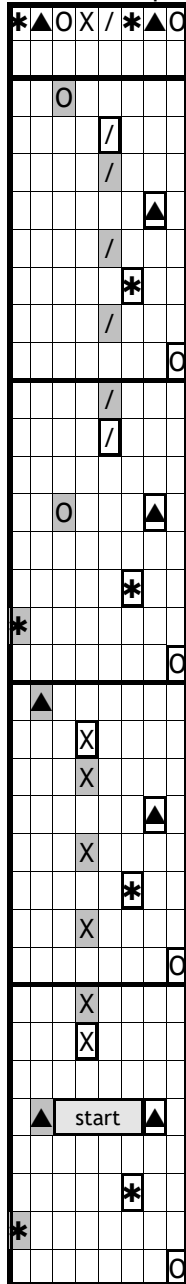
Practise 1 to Pattern B



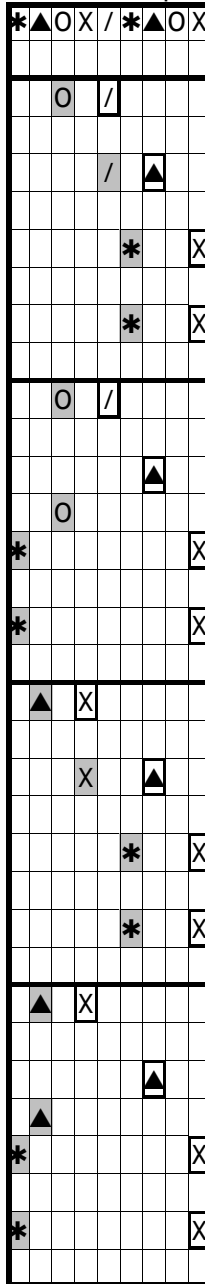
Practise 2 to Pattern B



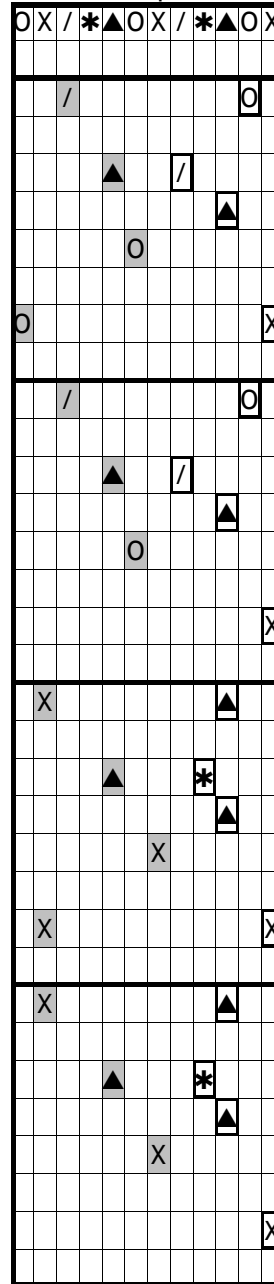
Pattern B solo accomp.



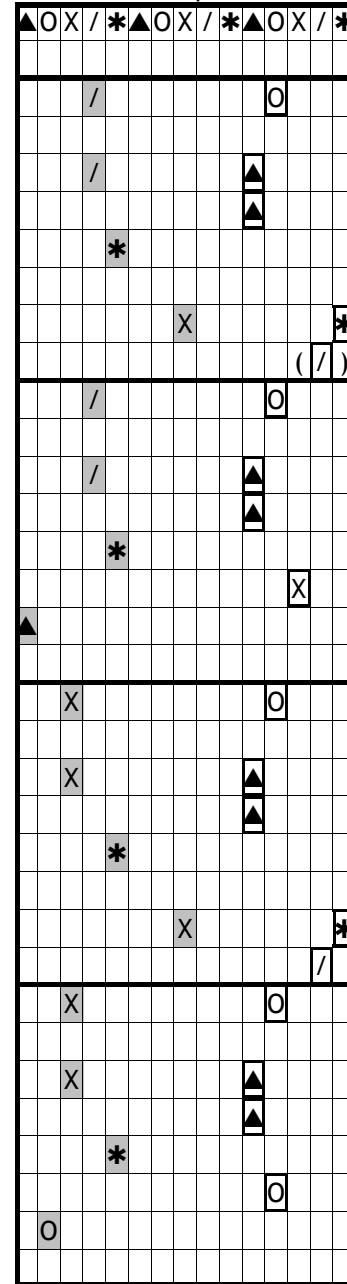
Pattern C solo accomp.



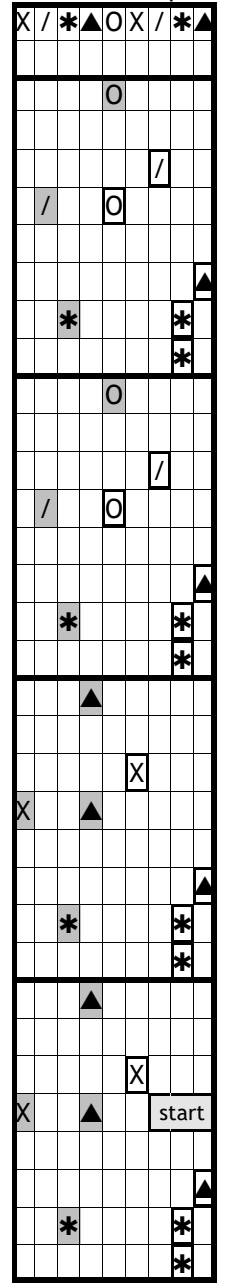
Pattern D (Paul) solo accompaniment



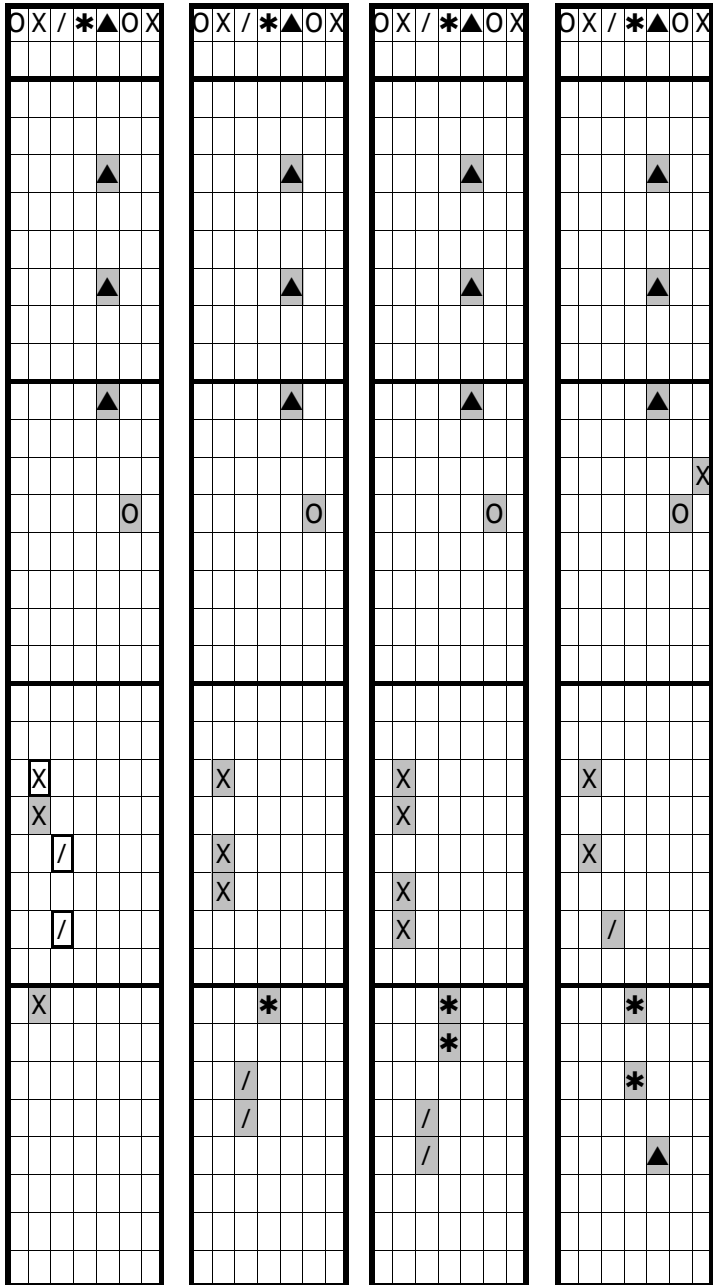
Pattern E (Paul) solo accompaniment



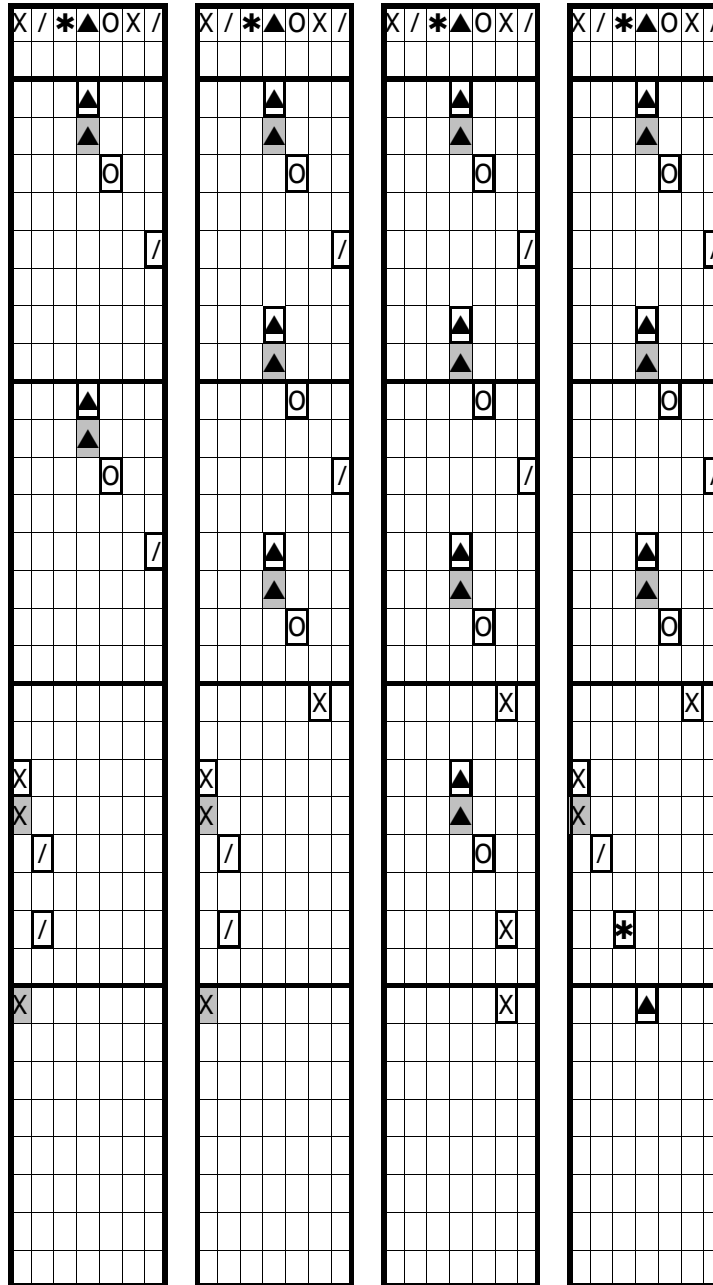
Pattern F solo accomp.



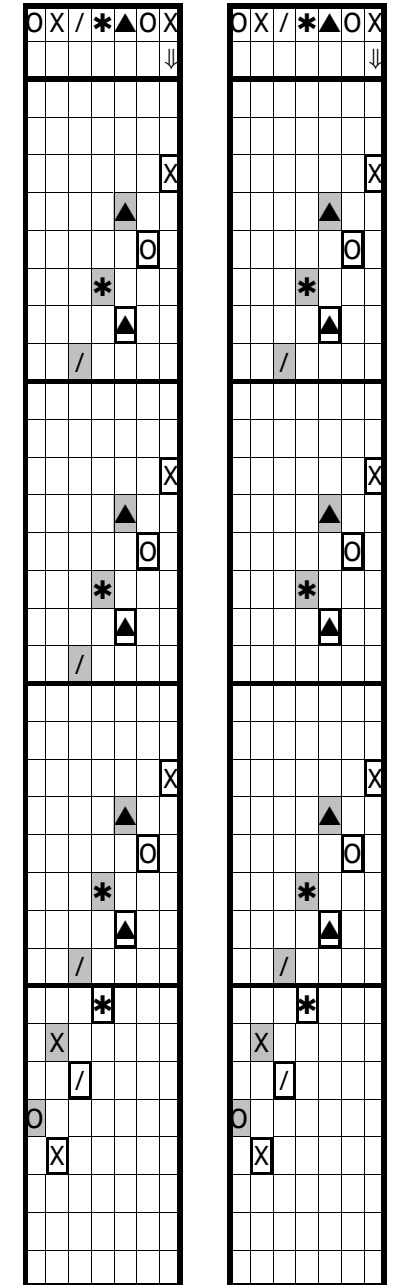
Solo phrase 1



Solo phrase 2



Solo phrase 3



continue →

continued solo 3

A 10x10 grid of musical notation. The top row contains the sequence: O X / \* ▲ O X / \* ▲ O X. The grid contains various symbols including circles (O), triangles (▲), asterisks (\*), slashes (/), and crosses (X) scattered across the grid. A double arrow symbol (⇓) is located at the top right corner.

Pattern G  
solo accompaniment

A 10x10 grid of musical notation. The top row contains the sequence: X / \* ▲ O X / \* ▲ O X. The grid contains various symbols including circles (O), triangles (▲), asterisks (\*), slashes (/), and crosses (X) scattered across the grid. A double arrow symbol (⇓) is located at the top right corner.

Melody right /  
accompaniment left  
(Pattern A; left hand)

A 10x10 grid of musical notation. The top row contains the sequence: X / \* ▲ O X / \* ▲ O X. The grid contains various symbols including circles (O), triangles (▲), asterisks (\*), slashes (/), and crosses (X) scattered across the grid.

A 10x10 grid of musical notation. The top row contains the sequence: X / \* ▲ O X / \* ▲ O X. The grid contains various symbols including circles (O), triangles (▲), asterisks (\*), slashes (/), and crosses (X) scattered across the grid.

A 10x10 grid of musical notation. The top row contains the sequence: X / \* ▲ O X / \* ▲ O X. The grid contains various symbols including circles (O), triangles (▲), asterisks (\*), slashes (/), and crosses (X) scattered across the grid.