

Mi Hwo Yi Be We

/ Bwaru Vo Wa Wuré

(last edited on 21 September 2020)

A rhythm of the Bwaba from Burkina Faso and Mali. In the song everyone is called on to do something for humanity. The song was written by Youssouf's uncle, Francois Keïta. The song is still sung a lot in the villages by the young women's groups. The song mentions the equality of man and woman. If a man can do something (work, or for humanity), then a woman can do it too. Successively the man, the woman, the young man, the young woman and the children.

Mi Hwo = stand up!, *Yi Be We* = do something for humanity, *Bwaru* = public, *Vo Wa* = calls, *Wuré* = everyone, *Bara* = adults, *Hana* = woman, *Yira* = young man, *Ti ara* = young woman, *Hayira* = children.
Mwètè = the shortages (der aarde), *diminga* = the world.

The song has four melody lines:

1st: *Wa ni yo mi, hwo, yi be we, mi mè ma, ho mwètè ou ne*
Wa ni yo mi, hwo, yi be we, mi mè ma, ho demigna le

2nd *Mi yi mana, mi yi mana, mi hwo yi be we mi mè ma ho mwètè ou ne*
Mi yi bo, mi yi bo, mi hwo yi be we mi mè ma ho deminga le
 (if you came, do it to give something)

3rd *Mi bara mi, hwo yi be we mi mè ma ho mwètè ou ne*
Mi hara mi, hwo yi be we mi mè ma ho demigna le
Mi yira mi, hwo yi be we mi mè ma ho mwètè ou ne
(Mi) ti ara mi, hwo yi be we mi mè ma ho demigna le

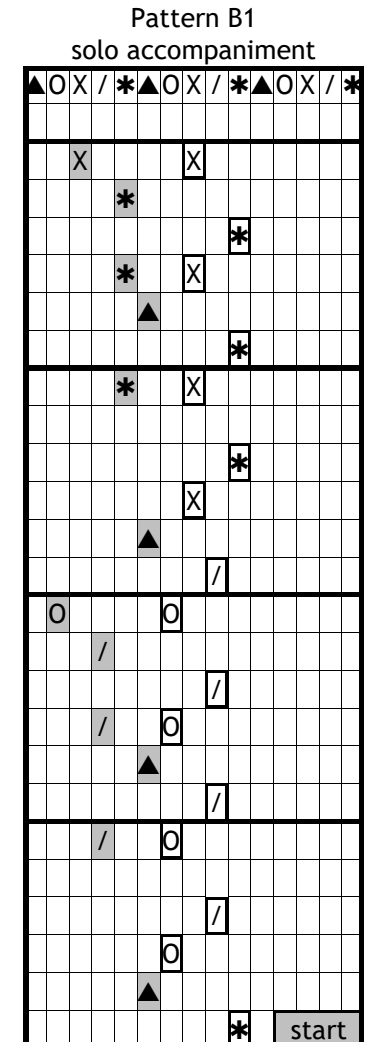
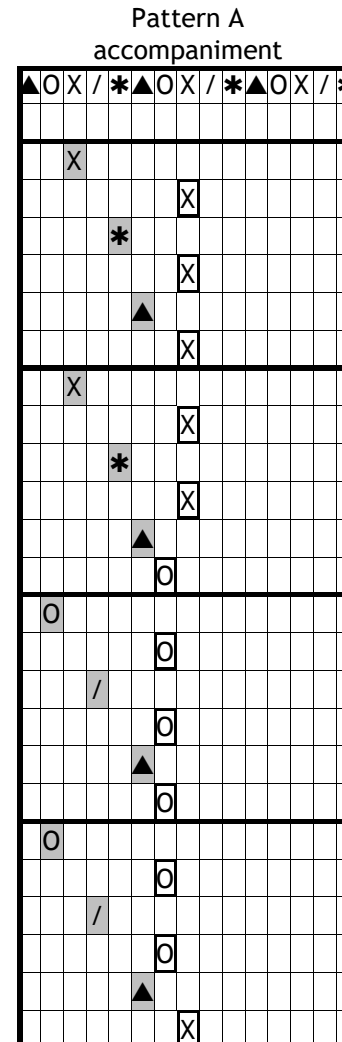
4^e *Hayira, mi hwo yi be we,.... mi mè ma ho mwètè ou ne*

Traditional percussion accompaniment;

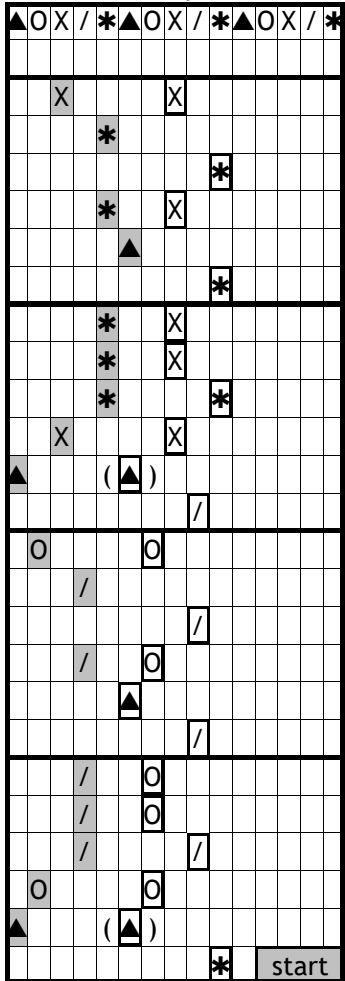
Bara (djembé)	T	S	T	S	T	S	T	S
(Bara)doundoun		B	B	B		B	B	B
Bara (alternative)	B	S	T	S	B	S	T	S
Sjekere	★		★		★		★	

Sources:

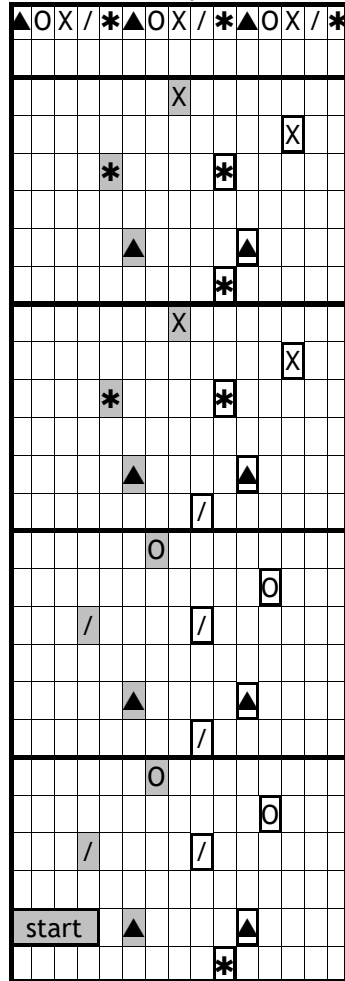
Youssouf Keïta and Hakiri Koïta, Bobo Dioulasso, Burkina Faso, January 2019.



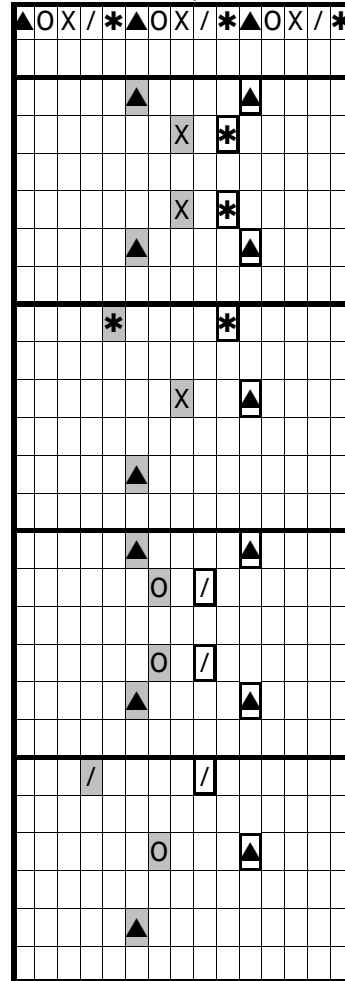
Pattern B2
solo accompaniment



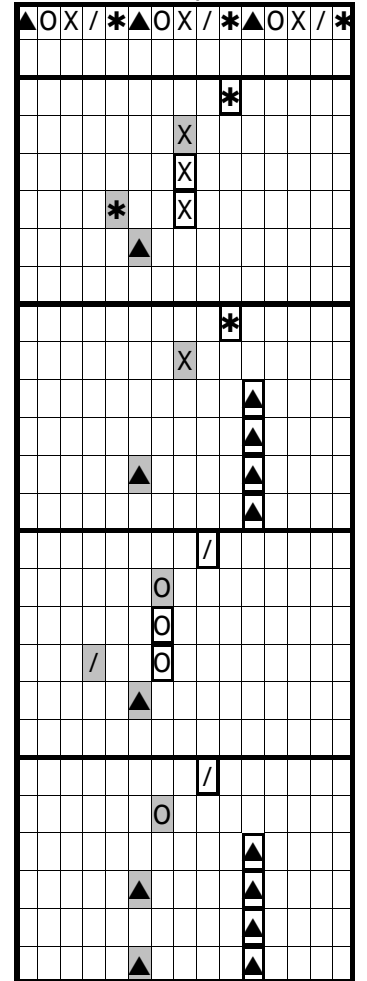
Pattern C
solo accompaniment



Pattern D
solo accompaniment



Pattern E
solo accompaniment



Melody 1 (play twice)

▲O	X	/	*▲	O	X	/	*▲	O			
	X				X						mwè
	X				X						tè
	X				X						ou
											ne
											gna
											le
start	*				*						wa
			*		*						ni
			▲					▲			yo
			▲					▲			mi
			*		*						hwo
	/			/							
	X				X						yi
	O				O						be
	O				O						we
▲					▲						
	/			/							mi
			*		*						me
	O				O						ma
▲					▲						ho
X					X						

Melody 2 (play twice)

▲O	X	/	*▲	O	X	/	*▲	O			
	X				X						ho
	X				X						de
	X				X						mi
											gna
											le
start											mi
			*		*						yi
			▲					▲			ma
			▲					▲			na
			*		*						mi
			▲					▲			yi
			▲					▲			ma
											na
	/			/							mi
	/			/							hwo
			*		*						yi
			*		*						be
	O				O						we
											mi
▲					▲						mè
X					X						ma

Melody 3 (play three times)

▲O	X	/	*▲	O	X	/	*▲	O			
	X				X						mwè
	X				X						tè
	X				X						ou
											ne
start											
	X				X						1 2 3 mi mi mi
	/			/							ba ha yi
O				O							ra
X				X							mi
O				O							ho
O				O							yi
O				O							be
O				O							
▲					▲						we
	/			/							mi
	*			*							me
O				O							ma
▲					▲						ho
X					X						

Melody 4 (play once, and after that one more time melody 1)

▲O	X	/	*▲	O	X	/	*▲	O			
	X				X						mwè
	X				X						tè
	X				X						ou
											ne
start											
	/			/							
	/			/							
	/			/							ha
	/			/							yi
	/			/							ra
O				O							mi
X				X							ho
											yi
O				O							be
O				O							we
O				O							
▲					▲						
	/			/							mi
	*			*							me
O				O							ma
▲					▲						ho
X					X						

Melody1 (2x)
 (with accompaniment left)
 here are the lyrics rhythms
 from Hakiri.

▲	O	X	/	*	▲	O	X	/	*	▲	O	
		X					X					té
							X					o
			*				X					ne
				▲								
start								*				wa
	X							*				ni
								▲				hi
			*					▲				yo
				▲				*				mi
					/							ma
	O						X					
							O					yi
	/						O					be
				▲								we
								/				mi
	O				/							me
								*				he
	/						O					ma
				▲								ho
											X	mwè

Melody 2 (2x)
 (with accompaniment left)

▲	O	X	/	*	▲	O	X	/	*	▲	O	
		X					X					ho
							X					de
			*				X					mi
				▲								gna
start												le
	X							*				mi
								O				yi
			*					▲				ma
				▲				▲				na
					/							
	O						*					mi
								O				yi
	/							▲				ma
				▲				▲				na
					/							mi
					/							hwo
	O						*					yi
							*					be
	/						O					we
				▲								mi
												mè
											X	ma

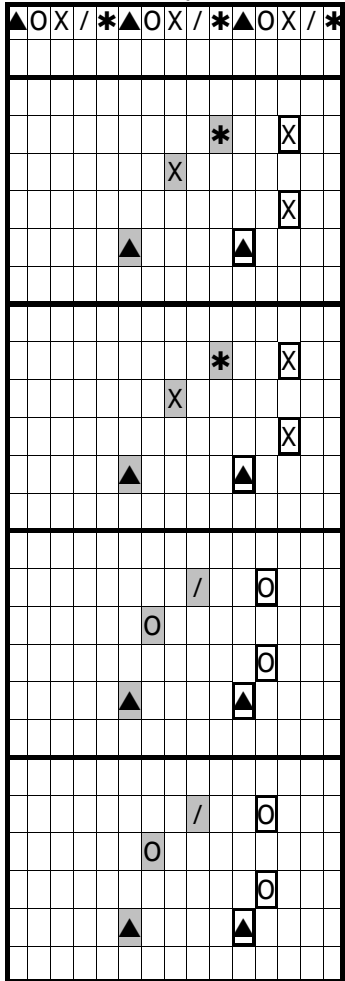
Melody 3 (3x)
 (with accompaniment left)

▲	O	X	/	*	▲	O	X	/	*	▲	O	
		X					X					té
							X					ou
			*				X					ne
				▲								
start												
	X							*				
								O				
			*				X					yi
								/				re
				▲			O					mi
					/		X					ma
	O											
							O					yi
	/						O					be
				▲			O					
					/							we
					/							mi
	O						/					me
							*					he
	/						O					ma
				▲								
												hwo
											X	mwè

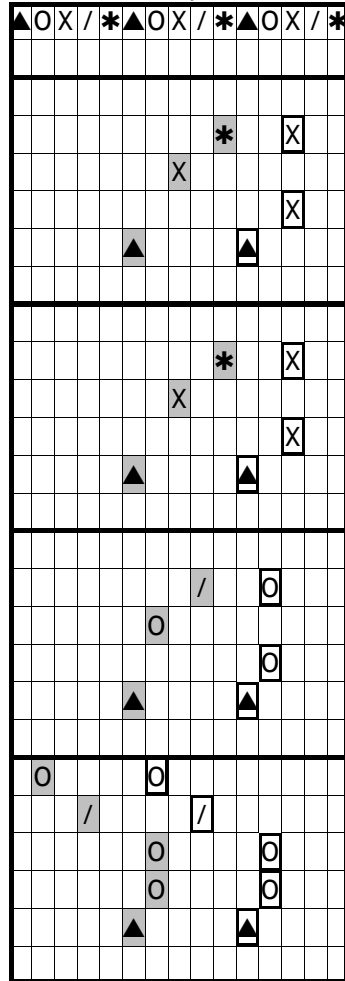
Melody 4 (play once, and after that
 one more time melody 1)
 (with accompaniment left)

▲	O	X	/	*	▲	O	X	/	*	▲	O	
		X					X					té
							X					ou
			*				X					ne
				▲								
start							/					
	X						/					
							/					ha
			*				/					yi
							/					ra
				▲			O					mi
					/		X					ma
	O						X					
							O					yi
	/						O					be
				▲			O					
					/							we
					/							mi
	O						/					me
							*					he
	/						O					ma
				▲								
												hwo
											X	mwè

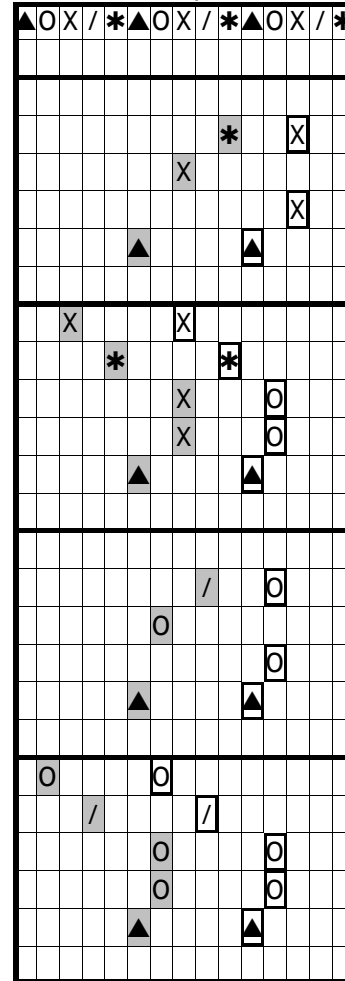
Pattern F1
solo accompaniment



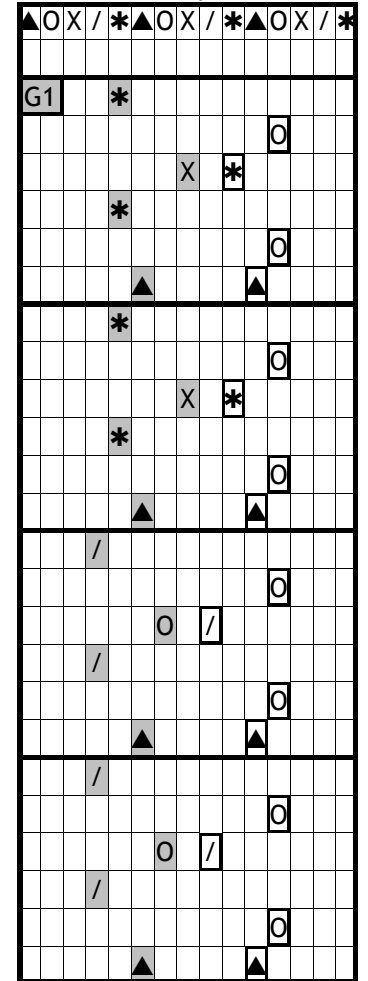
Pattern F2
solo accompaniment



Pattern F3
solo accompaniment



Pattern G1 and G2
solo accompaniment



G2 also nice if you have everything
one pulse up
(and thus plays earlier)