

Pa Oui Bobo (de Fangasso)

(last edited on 21 May 2023)

Rhythm of the Bwaba from Mali / Burkina Faso. The Bwaba are one of the four distinguished Bobo ethnic subgroups. It is about a messenger from the village chief of the village "Pa Oui" (in Bwamou) or "Fangasso" (in Bambara). In both languages it means 'the strong village' (Fanga and Pa = the force), So and Oiu = village/neighbourhood). The village chief's messenger was called Bobo and the story was set during the French colonial occupation. One day, Bobo returns from the big city with a disturbing message; but he exaggerates it a little to make the commotion bigger. There is an uprising and it becomes a success and central authority falls. Bobo has exaggerated it for good measure and so is actually also a bit of a liar. But he has shaken up the outrage that led to an uprising and is thus a hero. The song is therefore currently (2023) seen as a revolution song.

Pa Oui Bobo, bo boni hani, Pa Oui Bobo, bo boni hani
 Pa Oui Bobo, bo boni hani, Pa Oui Bobo, bo boni hani
 (hani = messenger)

other texts that are sung (but don't really seem to add to the story)

me we te sana, sa abba bwa e
 lei me te sana, a-o-ve ba sa wa

(Working well is the culture of the Bwa, if you don't want to work you better go to the Bambara!, wa = us, me = you)

Sources: Youssouf & Kassoum Keita, Konsankuy, Mali 2011.

Possible percussion accompaniment:

Bara / Djembé	S	T	T	T	S	S	
Baradoun	T	B	B		B	B	T
Shaker	★			★			★

Melody

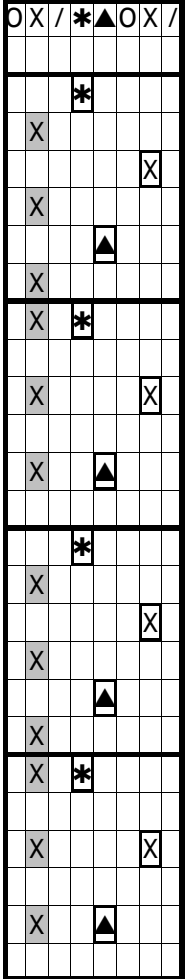
The melody notation consists of two columns of 8x8 grids. The first column contains rhythmic symbols: 'O', 'X', '/', '*', '▲', 'O', 'X'. The second column contains symbols: 'O', 'X', '/', '*', '▲', 'O', 'X'. The grids are filled with these symbols and other markers like 'start', '▲', and 'X' to indicate pitch and timing.

start solo
 accomp.
 At the top of
 the 1st mesure

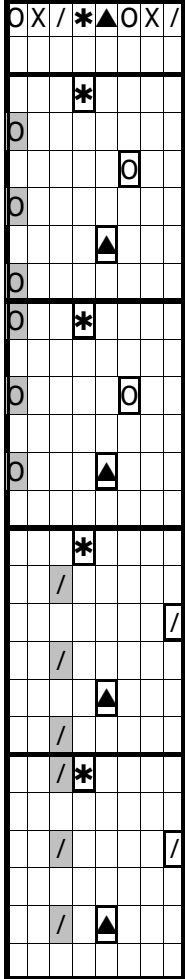
Song

The song notation consists of two columns of 8x8 grids. The first column contains lyrics: '1', 'O', 'X', '/', '*', '▲', 'O', 'X', '2'. The second column contains lyrics: '1', 'O', 'X', '/', '*', '▲', 'O', 'X', '2'. The grids are filled with these symbols and other markers like 'start', '▲', and 'X' to indicate pitch and timing.

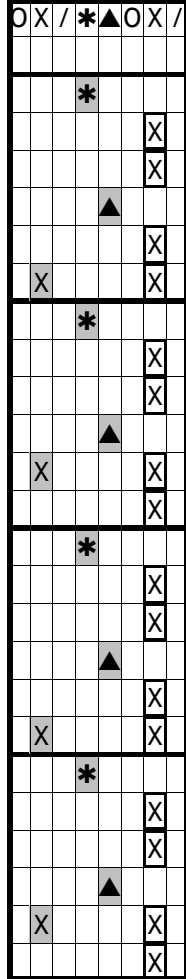
Pattern A
accomp.



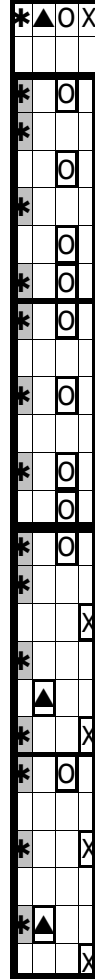
Practice
1 and 2
to
Pattern B



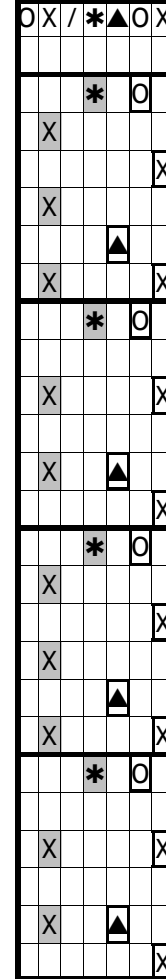
Pattern B
solo
accomp.



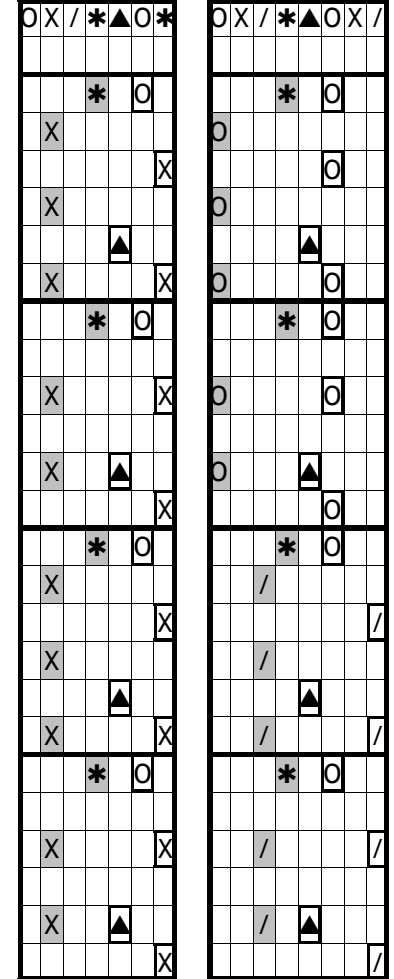
Practice
3 and 4
to
Pattern C



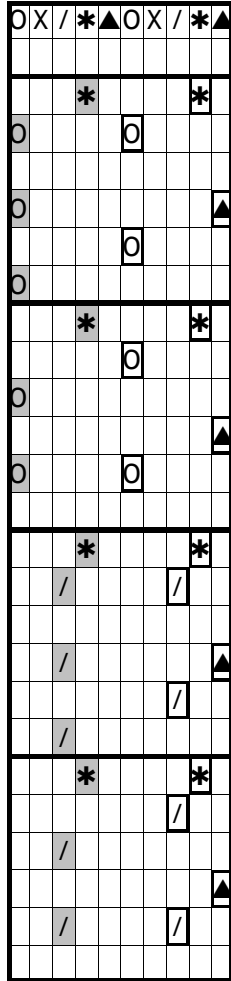
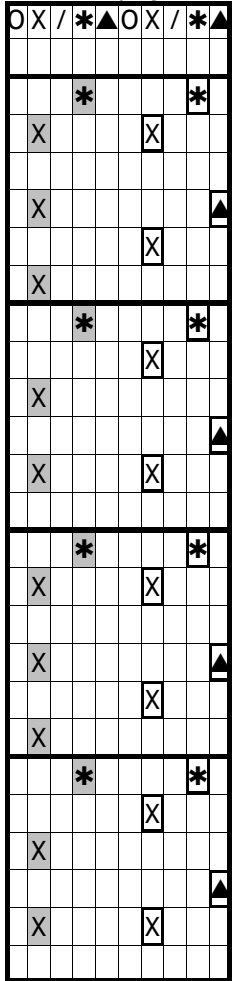
Pattern C1
echauffement
accomp.



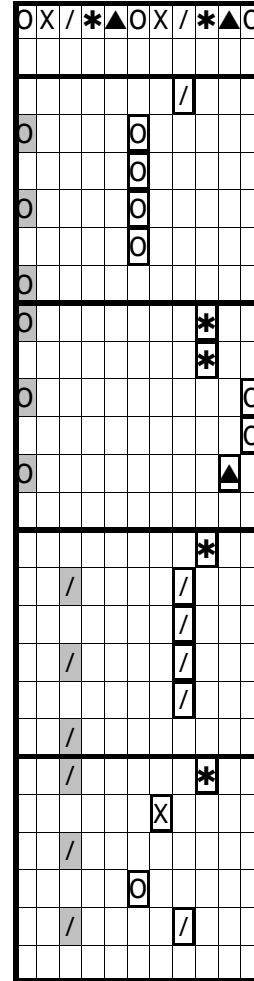
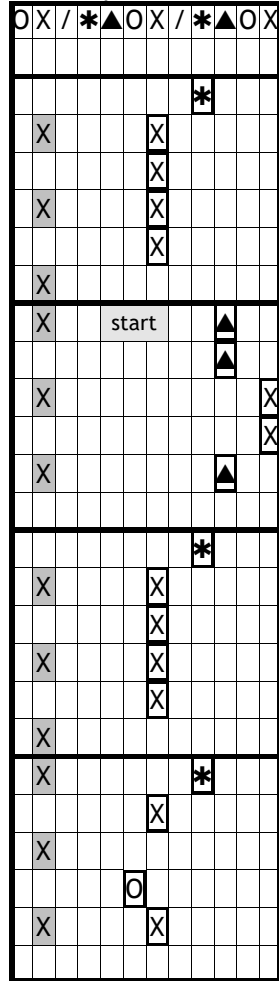
Pattern C2
(variant)
echauffement
accomp.



Pattern D
echauffement
solo accompagnement



Melody right
accompagnement left



Pattern E

